



**BULK HANDLING**

**GLOBAL**

**E-CRANE™**

**E-CRANE™**  
**EQUILIBRIUM**

# **LOWER OPERATING COST, SHORTER CYCLE TIMES, EASIER TO OPERATE,...**



The "E" in E-Crane™ stands for more than **EQUILIBRIUM** - it also represents:

- Clean Electric operation
- The lowest processing cost - an Economic advantage
- A time proven Efficient principle using gravity to perform work
- Effortless operation using modern state-of-the-art technology
- Ergonomic controls for less operator fatigue and higher production return

The E-Crane™ is a purpose-built material handling crane specifically for bulk handling.

## **THE SUPERIOR EFFICIENCY AND PRODUCTIVITY YOU'VE BEEN LOOKING FOR IS NOW WITHIN YOUR REACH**

Due to the Equilibrium principle and modern Engineering, the E-Crane™ provides a long term solution with a short term return on investment.

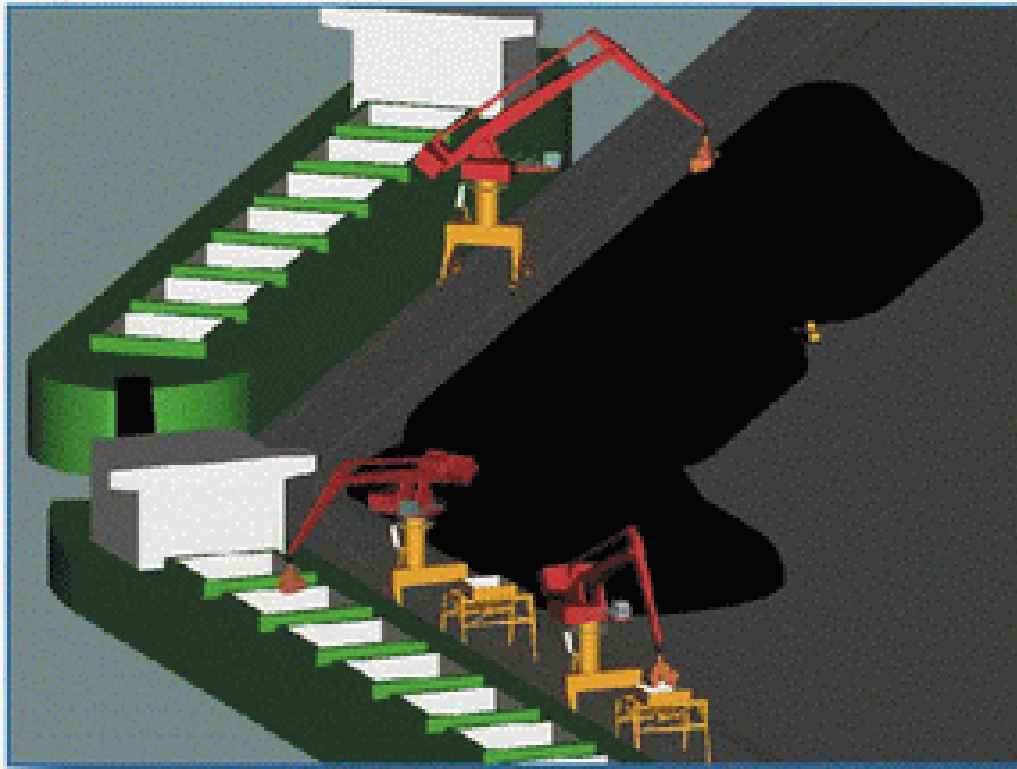
Precise hydraulic operation allows for Exact placement of the attachment, resulting in full capacity production every cycle. The E-Crane™ ... the lowest cost per processed ton in the industry.

## **MORE PRODUCTION AND LOWER OPERATING COSTS. CHOOSING THE RIGHT CRANE JUST BECAME A WHOLE LOT EASIER**



# Product Info

Superior efficiency, productivity ... now within reach !



In close cooperation with our clients, our engineers understand the project goals and lend suggestions from extensive past experiences. Utilizing state of the art 3D software, animated "real time" examples of a working machine at your facility can be produced.

This can be done from multiple viewpoints, simulating views in the ship or barge.


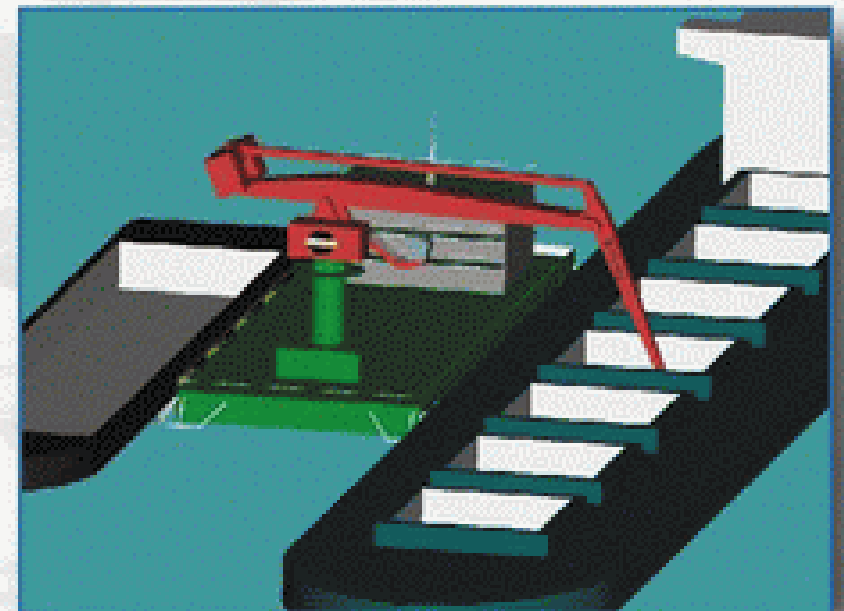
## THE E-CRANE EXCELS IN APPLICATIONS REQUIRING HEAVY-DUTY PRODUCTION CYCLES AND DIFFICULT WORKING CONDITIONS.

For optimum productivity with your E-Crane™, a wide variety of attachments are available... tailored to the specific job requirements.

*E-Crane International* produces and sells a large family of attachments:

- Low-Headroom Hydraulic Clamshell Grabs
- Hydraulic clamshell Grabs
- Hydraulic pig iron grabs
- Hook attachments
- Spreaders
- Quick disconnects

The E-Crane™ product line offers exceptional all round flexibility and versatility. Using a "Series Built" family of standard components adds value to our client partners. Lowers are available in fixed or freestanding pedestals, rail, crawler and rubber tire models with high or low portal carriers. The upper is built around a wide range of boom and stick combinations, allowing for a tailor made "custom" material handling solution at off-the-shelf-prices.



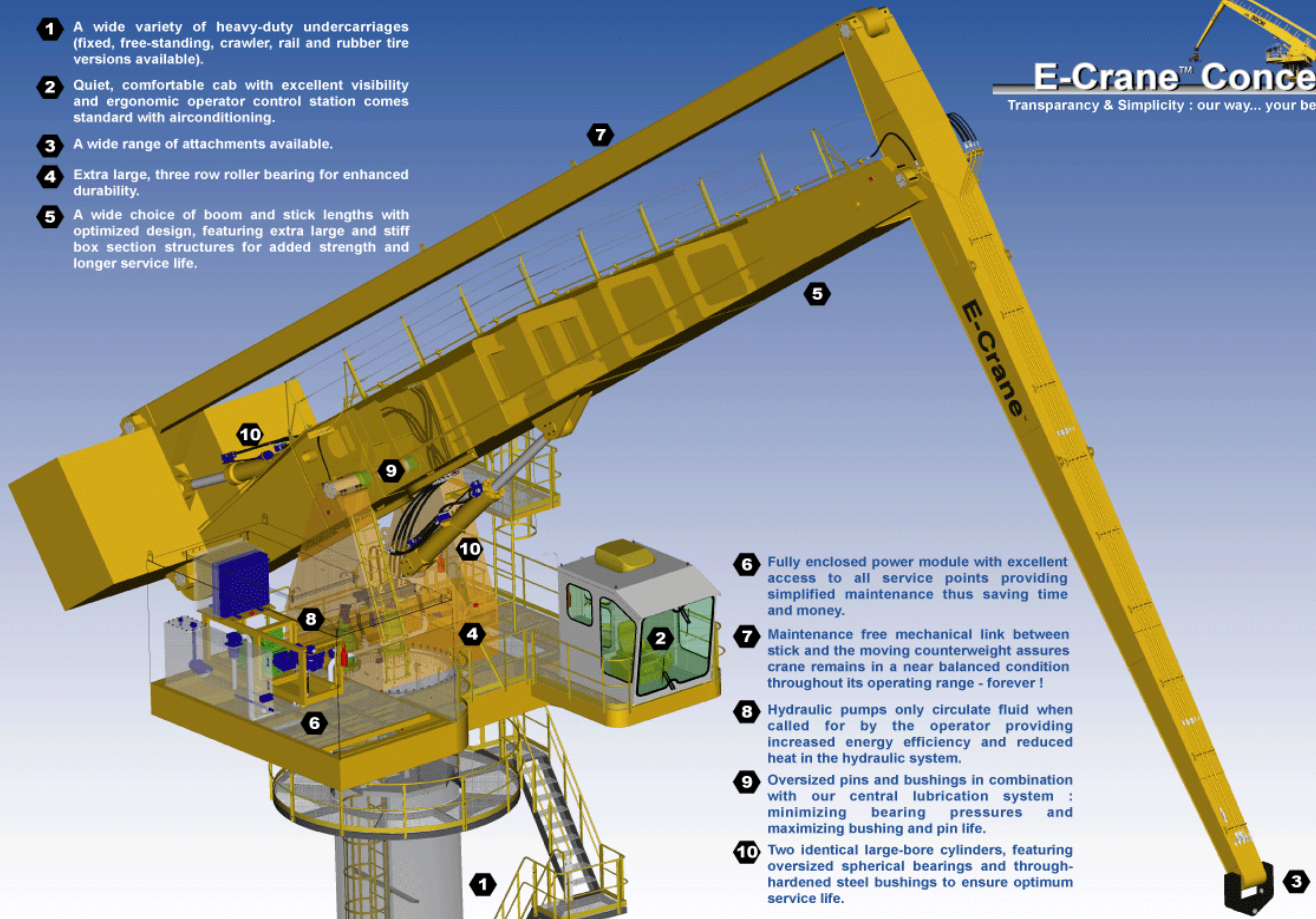
**..., LONGER REACH,  
HIGHER EFFICIENCY,  
UNPRECEDENTED LIFE.**



# E-Crane™ Concept

Transparency & Simplicity : our way... your benefit !

- 1** A wide variety of heavy-duty undercarriages (fixed, free-standing, crawler, rail and rubber tire versions available).
- 2** Quiet, comfortable cab with excellent visibility and ergonomic operator control station comes standard with airconditioning.
- 3** A wide range of attachments available.
- 4** Extra large, three row roller bearing for enhanced durability.
- 5** A wide choice of boom and stick lengths with optimized design, featuring extra large and stiff box section structures for added strength and longer service life.




- 6** Fully enclosed power module with excellent access to all service points providing simplified maintenance thus saving time and money.
- 7** Maintenance free mechanical link between stick and the moving counterweight assures crane remains in a near balanced condition throughout its operating range - forever !
- 8** Hydraulic pumps only circulate fluid when called for by the operator providing increased energy efficiency and reduced heat in the hydraulic system.
- 9** Oversized pins and bushings in combination with our central lubrication system : minimizing bearing pressures and maximizing bushing and pin life.
- 10** Two identical large-bore cylinders, featuring oversized spherical bearings and through-hardened steel bushings to ensure optimum service life.



1000 Series : 7264 CR-D



1500 Series : 11264 PD-E  
2000 Series : 18264 PD-E



2000 Series : 18450 CR-D



2000 Series : 18264 PD-E

North & South America:

**E-Crane International USA**  
236 S.Sandusky Avenue  
Bucyrus, OH 44820  
USA

Phone : +1 (419) 563-0090  
Fax : +1 (419) 563-0074  
Web : [www.ecrane-usa.com](http://www.ecrane-usa.com)




# E-Crane™ Projects

Customer satisfaction guaranteed !



700 Series : 4248 PD-E



700 Series : 4208 CR-D



1500 Series : 11264 GA-E

All other countries:

**E-Crane International EUR**  
Struikhei 39A  
4714 VC Sprundel  
The Netherlands

Phone : +31 (0)165-320100  
Fax : +31 (0)165-320759  
Web : [www.ecrane-europe.com](http://www.ecrane-europe.com)

Your Local Dealer :

# Product Range

Custom engineered to meet customer requirements

## 700 SERIES

Type	Maximum Outreach	Capacity Duty Cycle	Capacity Lift Mode
4198	19,8 m / 65 ft	5,5 Mton / 6.0 USton	6,5 Mton / 7.0 USton
4208	20,8 m / 68 ft	5,5 Mton / 6.0 USton	6,5 Mton / 7.0 USton
4248	24,8 m / 81.5 ft	5,5 Mton / 6.0 USton	6,5 Mton / 7.0 USton
4264	26,4 m / 86.5 ft	5,5 Mton / 6.0 USton	6,5 Mton / 7.0 USton
6317	31,7 m / 104 ft	7,5 Mton / 8.3 USton	9 Mton / 9.9 USton

## 1000 SERIES

Type	Maximum Outreach	Capacity Duty Cycle	Capacity Lift Mode
7248	24,8 m / 81.5 ft	9,1 Mton / 10 USton	12 Mton / 13.2 USton
7264	26,4 m / 86.5 ft	9,1 Mton / 10 USton	12 Mton / 13.2 USton
7317	31,7 m / 104 ft	10 Mton / 11 USton	13,6 Mton / 15 USton
7382	38,2 m / 125.5 ft	10 Mton / 11 USton	13,6 Mton / 15 USton

## 1500 SERIES

Type	Maximum Outreach	Capacity Duty Cycle	Capacity Lift Mode
10248	24,8 m / 81.5 ft	15 Mton / 16.5 USton	19 Mton / 20.9 USton
10264	26,4 m / 86.5 ft	15 Mton / 16.5 USton	19 Mton / 20.9 USton
11264	26,4 m / 86.5 ft	15 Mton / 16.5 USton	18 Mton / 19.8 USton
9317	31,7 m / 104 ft	12,7 Mton / 14 USton	15,5 Mton / 17 USton
8359	35,9 m / 117.5 ft	9,5 Mton / 10.5 USton	13,2 Mton / 14.5 USton
9359	35,9 m / 117.5 ft	10,9 Mton / 12 USton	13,6 Mton / 15 USton

## 2000 SERIES

Type	Maximum Outreach	Capacity Duty Cycle	Capacity Lift Mode
18264	26,4 m / 86.5 ft	24 Mton / 26.5 USton	27 Mton / 30 USton
15317	31,7 m / 104 ft	20 Mton / 22 USton	25 Mton / 27.5 USton
14359	35,9 m / 117.5 ft	17 Mton / 18.7 USton	21 Mton / 23.1 USton
17359	35,9 m / 117.5 ft	21 Mton / 23.1 USton	28 Mton / 30.8 USton
13382	38,2 m / 125.5 ft	16 Mton / 17.6 USton	20 Mton / 22 USton
16382	38,2 m / 125.5 ft	20 Mton / 22 USton	24 Mton / 26.4 USton
21382	38,2 m / 125.5 ft	27 Mton / 29.7 USton	32 Mton / 35.2 USton
18450	45 m / 147.6 ft	24,5 Mton / 27 USton	29 Mton / 32 USton

## 3000 SERIES

Type	Maximum Outreach	Capacity Duty Cycle	Capacity Lift Mode
26317	31,7 m / 104 ft	34 Mton / 37.4 USton	40 Mton / 44 USton
30382	38,2 m / 125.5 ft	39 Mton / 42.9 USton	45 Mton / 49.5 USton
27450	45 m / 147.6 ft	36 Mton / 39.6 USton	43 Mton / 47.3 USton